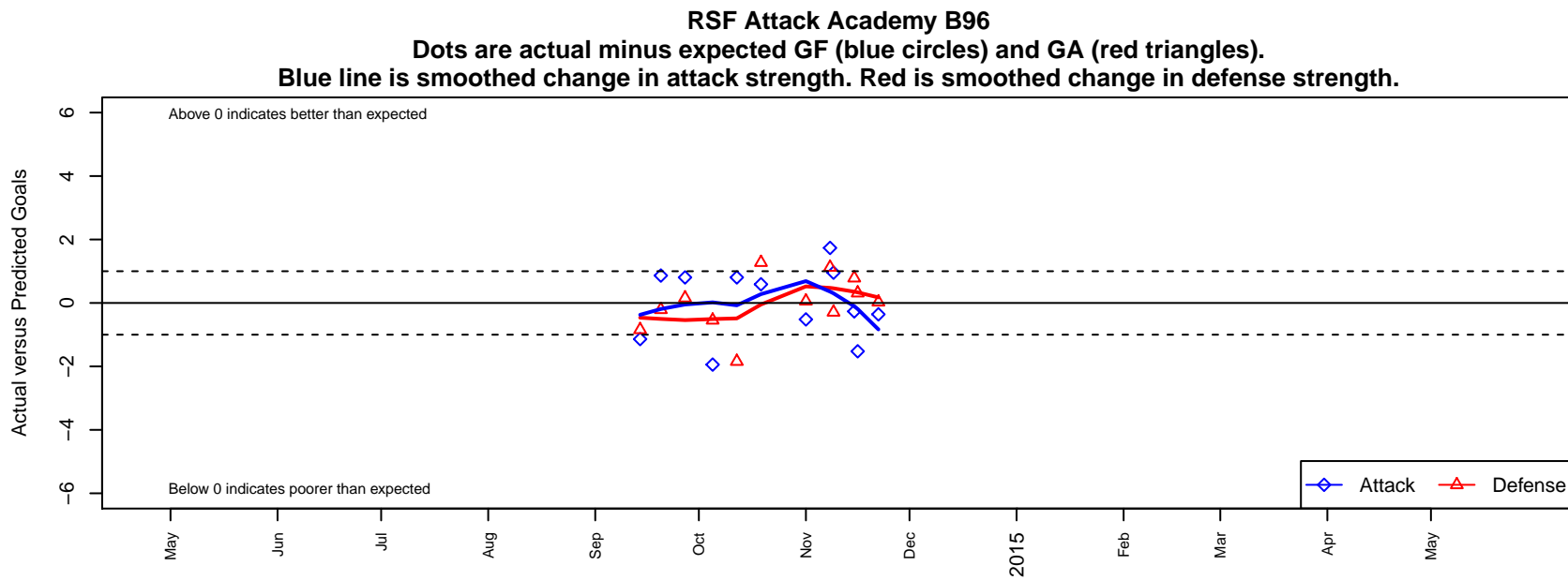


RSF Attack Academy B96

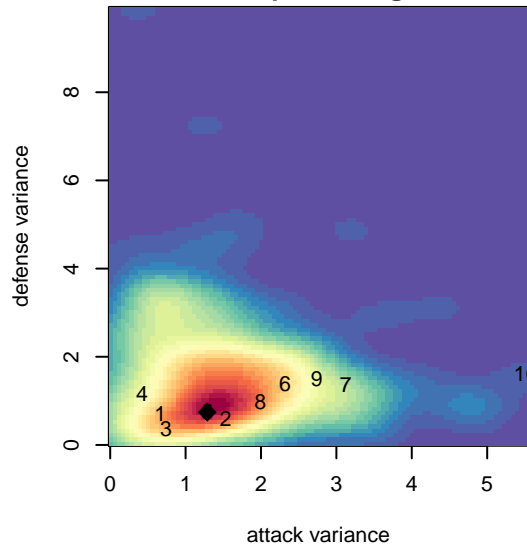
, CAS
B96 total strength=1809
attack=46.88 defense=23.32
fall league = SCDL FI1 U19

alt names used:
RSF ATTACK B96 ACADEMY-TOVEY (CAS)

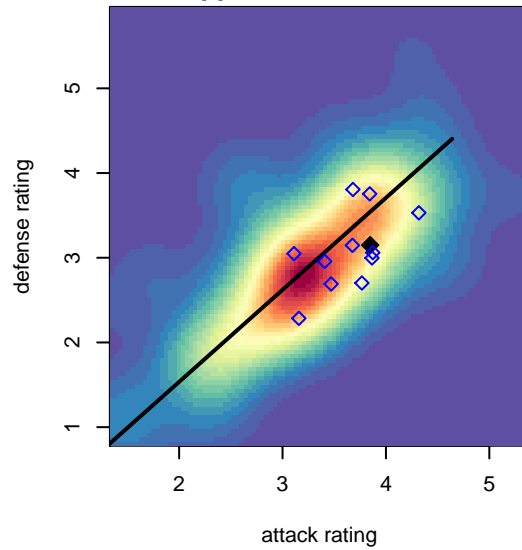
Venues played:
2014 SCDL FI1 U19



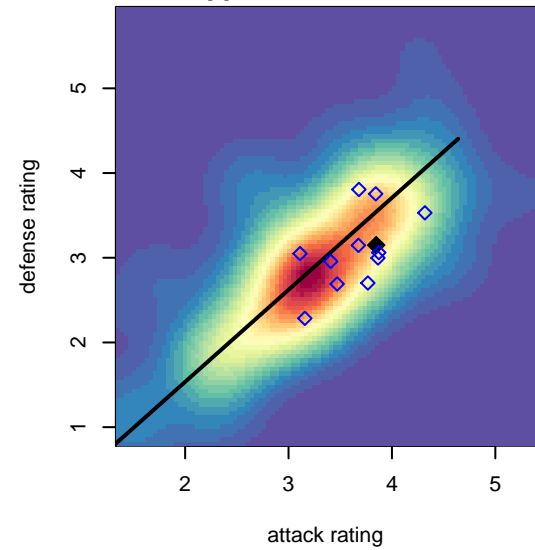
attack and defense variance (black dot)
relative to other teams
and top 10 in region



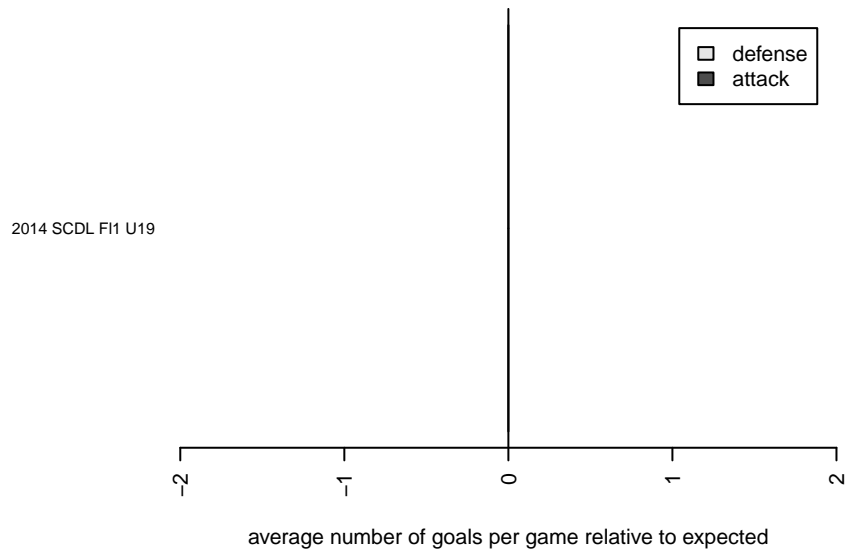
attack and defense rating
relative to others at age
and all opponents in last 13 months



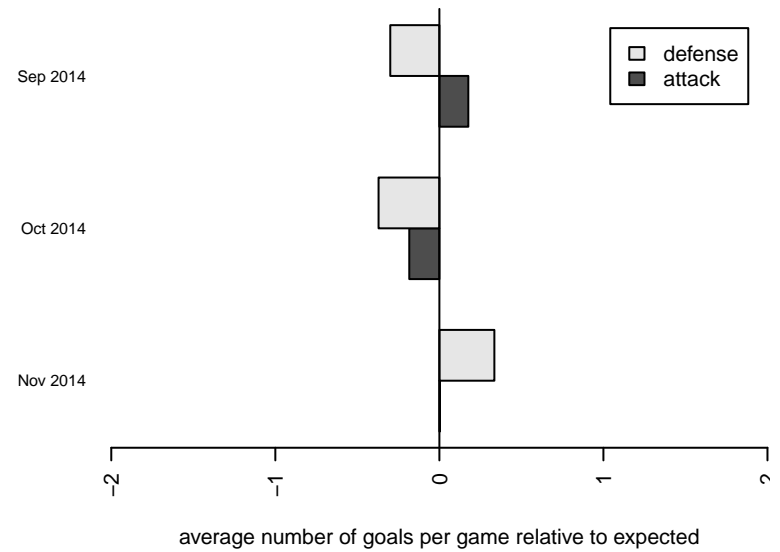
attack and defense rating
relative to others at age
and all opponents in last 13 months



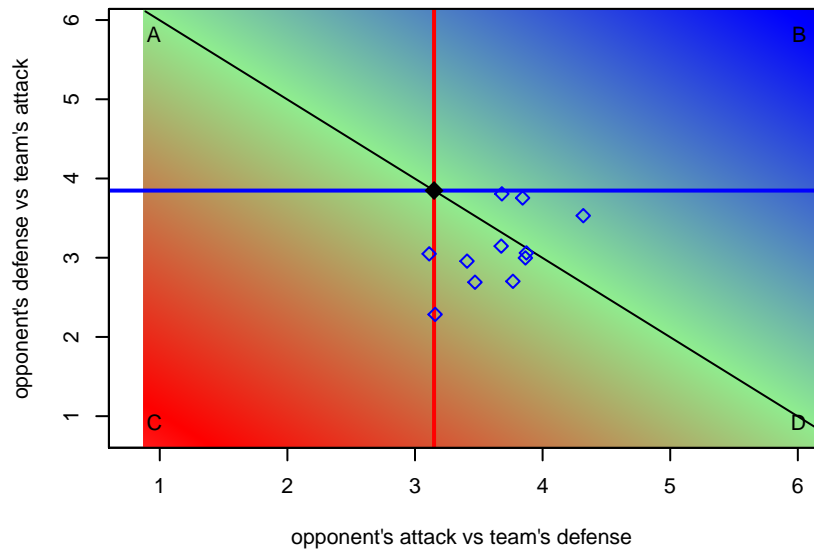
Performance relative to 13 month average



Performance relative to 13 month average



Distribution of opponents
 Red = Lose zone, Blue = Win zone, Green = Even
 Black line separates win/lose zones



lot. A=Neither has attack advantage, B=Opponent has both attack and defense advantage, C=Opponent has both attack and defense disadvantage, D=Both have

date	home		away		venue	pred.home	pred.away
2014-11-22	RSF Attack Academy B96	2	CZ Elite Zein B96	2	2014 SCDL FI1 U19	2.36	2.03
2014-11-16	FC Los Angeles Black B96	1	RSF Attack Academy B96	1	2014 SCDL FI1 U19	1.31	2.52
2014-11-15	RSF Attack Academy B96	3	TVSA Hawks Academy B96	1	2014 SCDL FI1 U19	3.27	1.78
2014-11-09	Slammers FC HB B96	2	RSF Attack Academy B96	3	2014 SCDL FI1 U19	1.71	2.05
2014-11-08	RSF Attack Academy B96	4	Legends FC B96	0	2014 SCDL FI1 U19	2.27	1.12
2014-11-01	Pateadores Academy B95	1	RSF Attack Academy B96	4	2014 SCDL FI1 U19	1.06	4.52
2014-10-19	West Coast FC B96	2	RSF Attack Academy B96	2	2014 SCDL FI1 U19	3.27	1.41
2014-10-12	RSF Attack Academy B96	3	Beach FC B96	4	2014 SCDL FI1 U19	2.20	2.16
2014-10-05	Real So Cal White B96	2	RSF Attack Academy B96	1	2014 SCDL FI1 U19	1.46	2.94
2014-09-27	RSF Attack Academy B96	3	Beach FC B96	2	2014 SCDL FI1 U19	2.20	2.16
2014-09-20	RSF Attack Academy B96	2	San Diego SC Academy Navy B96	2	2014 SCDL FI1 U19	1.14	1.79
2014-09-14	Strikers FC North McManus B95	3	RSF Attack Academy B96	0	2014 SCDL FI1 U19	2.16	1.14